

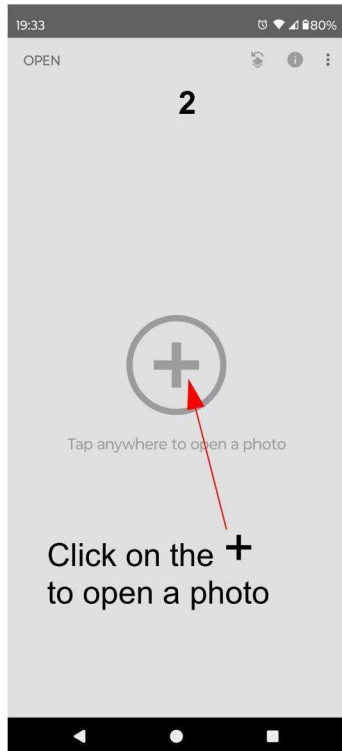


How to use Snapseed QR Codes



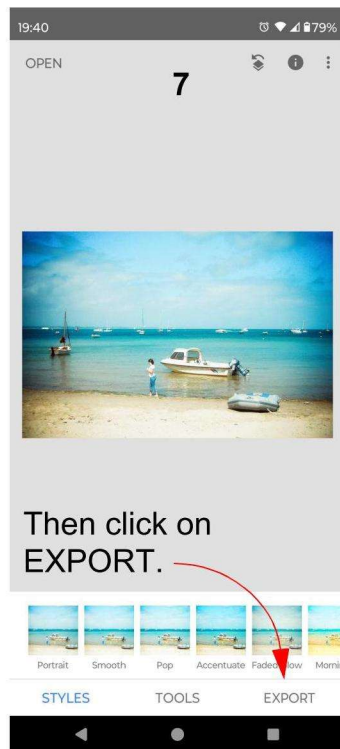
1 Download and install Snapseed, then click on the icon to open it



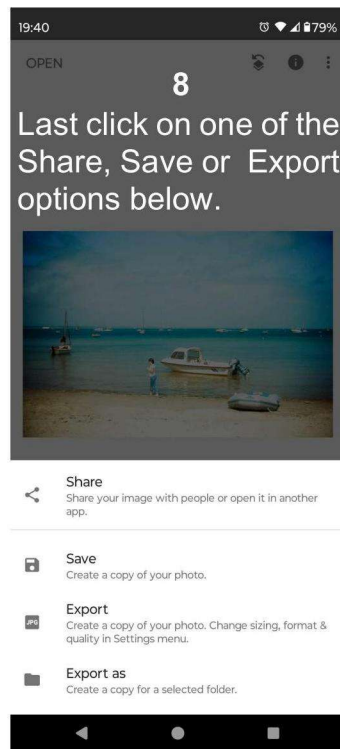
Find a Snapseed QR code for the photo style you want and scan it.

Like magic, your photo is processed to the style you picked.

If it's a 35mm film style, it will also add grain simulation.



NOTE



Before you click EXPORT, if you want to tweak it a bit more, just click on one of the preset styles shown above EXPORT or the TOOLS for lots more options.